




SAN JOAQUIN  
**DELTA**  
COLLEGE

# EARLY COLLEGE STUDENTS

## 1. Apply for Admissions

<https://www.deltacollege.edu/admissions/admissions-records-registration/apply-delta-college/dual-enrollmentcollege-early-start-1>

- Complete the online Application for Admission and follow the steps.
- You will first create an account for CCCApply.
- Select the term you are applying for (for example, SPRING 2024)
- Choose **Obtain an associate degree and transfer to a 4-year institution** for your Educational Goal
- Select any Intended Major or Program of Study of interest to you
- Choose **Enrolling in high school and college at the same time** for your College Enrollment Status
- Use your **high school's name** for "name of (current) school attending" and your expected **high school graduation date** for "graduation date".



## Early College Start Admission Steps

### Steps to Apply

1. Apply for Admission
2. Wait for your E-mail and then Access Your MyDelta Portal and Delta Email
3. Complete the College Early Start (CES) Form
4. Clear ENG or Math Levels (if applicable)

FEEDBACK

- Check the email address you used on the Application 1-2 days after submission for an email from [ADMISSIONS@deltacollege.edu](mailto:ADMISSIONS@deltacollege.edu) for your Delta ID# and Delta email address.

## 2. Access your MyDelta Dashboard and Delta Email

- Check your **Delta email** for the classes and course codes to enroll in for the semester.

## 3. Complete the College Early Start (CES) Form - Complete As Soon As Possible

- Look up the name of the designated signee for your high school under "School's Contact Information Lookup!". **These are the only people allowed to sign this form.**
- Click on "Submit College Early Start Form (for high school students)". This will be an electronic PandaDoc form.

MOUNTAIN HOUSE  
CAMPUS

2073 S Central Pkwy  
Mtn House CA 95391

Google Voice  
(209) 425-1608

Office  
(209) 833-7900

Email  
mhcampus@  
deltacollege.edu



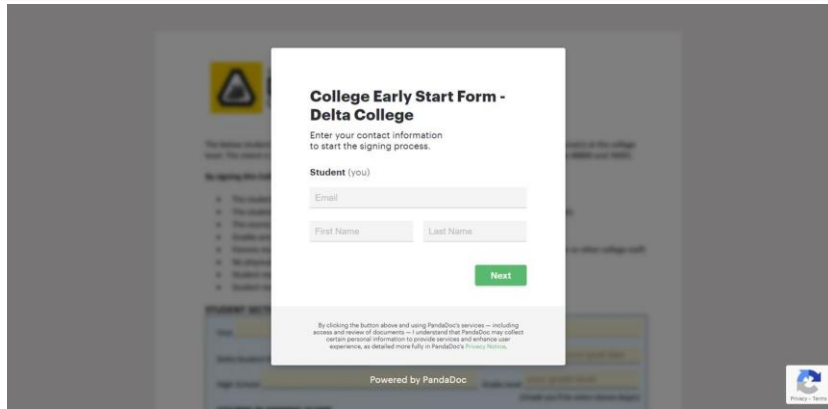
### 3. Complete the College Early Start (CES) Form

Before you can enroll in Delta courses, you must complete the College Early Start (CES) form. It will be routed to your parent and school counselor to sign, electronically, upon your submitting it.

**Note:** You will need to enter the name and email addresses of a school official's designee (typically a counselor or Principal).

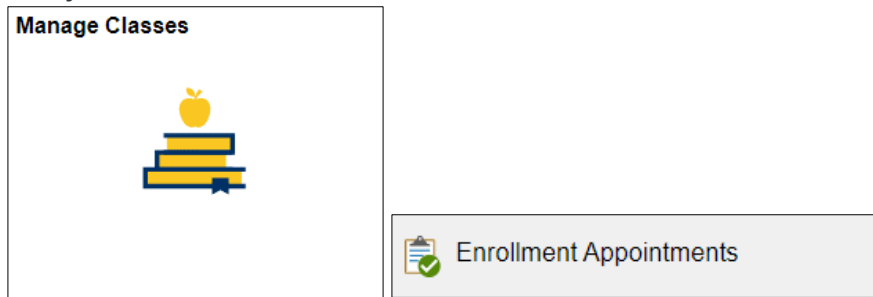
School's Contact Information Lookup! <sup>Ⓔ</sup>

- High School Students – Submit College Early Start form <sup>Ⓔ</sup>



### 4. Register/Sign Up Online for Classes

- Click "Manage Classes" in your MyDelta Dashboard, followed by "Enrollment Appointments" for your Priority Registration date/time. This is the soonest date/time you can enroll into classes.



For more details on this step, look for the *Tips for Enrolling Classes on the [ECP website](#)*.

**IMPORTANT:** Be sure to allow time to complete the CES form, as there are **three** required electronic signatures. You must sign the form first, then your parent, and then your school designee, in the order. The form routes electronically from one email address to the next. After the school designee signs, the form will route to Delta College for processing.

### MOUNTAIN HOUSE CAMPUS

2073 S Central Pkwy  
Mtn House CA 95391

Google Voice  
(209) 425-1608

Office  
(209) 833-7900

Email  
mhcampus@  
deltacollege.edu