


San Joaquin Delta Community College District

Five-Year Construction Plan

2003/04 - 2007/08




May 1, 2002

Executive Summary

Five-Year Construction Plan

2003/04 - 2007/08




May 1, 2002

Table of Contents

Five-Year Construction Plan

2003/04 - 2007/08



Executive Summary

Section 1

Five-Year Plan

Section 2

Inventory Report #17

Section 3

May 1, 2002

Executive Summary

District Boundaries

San Joaquin Delta College District is located in the central hub of the Golden State's cross roads and rivers. Positioned between HWY 99 and Interstate-5 and with the Calaveras River to the north, the San Joaquin River to the south, and the Stockton Deep Water Channel gathering them and providing the connection to the California DELTA waters and beyond to the western world.

The District's vast area of 2,400 square miles includes most of San Joaquin County and parts of Alameda, Amador, Calaveras, Sacramento, and Solano Counties. The District's first home is situated in San Joaquin County's City of Stockton, with other familiar named cities of the county like Escalon, Lathrop, Manteca, Ripon, Tracy, and Lodi. Other familiar cities within the Delta College District are Jackson in Amador County, Galt in Sacramento County, and Rio Vista in Solano County.

Bordering Community Colleges to Delta College are Chabot / Los Positas Community College District to the west, Los Rios Community College District to the north, and Yosemite Community College District to the southeast.

Making up the Public K-12 School Districts within the 2,400 square miles are Tracy Joint Unified School District, Lammersville Elementary, Stockton Unified SD, Escalon Unified SD, Linden Unified SD, Lodi Unified SD, Manteca Unified SD, Calaveras Unified (less Copperopolis and Salt Spring Valley), River Delta Unified (now part of Tracy Joint Unified), and Galt Joint Unified SD.

Campuses and Property

- San Joaquin Delta College
 - 165 acres of developed land
 - 550,000 SqFt Classroom Space
 - Located in the City of Stockton
 - Established 1969
- Educational Farm
 - 160 acres of farmland and classrooms (2) with student housing and out-buildings.
 - 2,000 SqFt Classroom Space

San Joaquin Delta Community College District

- Located N-E corner of the City of Manteca at Lathrop Road and HWY 99 exchange.
- Established 1966

- Forestry Field Study Area
 - 83 acres of open-range and caretaker dwelling.
 - 10+ miles easterly from the City of San Andreas.
 - Established in 1984

Mission and Vision Statements

Delta College's Mission and Vision Statements were developed using the collegial process and describe the College's role as a community college and also provide it with a structure for program planning. These statements are updated on a regular basis.

Mission Statement

San Joaquin Delta Community College is committed to excellence in the provision of postsecondary education throughout the college district. This commitment is reflected in our comprehensive instructional programs, services to students and the public, professionalism of faculty and staff, and campus beauty and utility.

- (A) We declare that the primary mission of Delta College is to provide rigorous, high quality degree and certificate curricula in lower division arts and sciences and in vocational, technical, and occupational fields. Our commitment is to prepare our students with the knowledge, skills, and competencies they will need to excel in their educational, professional and personal endeavors. We are equally committed to providing students a general education which will provide a cultural context for their knowledge and expand their intellectual horizons.

- (B) We believe that it is essential and important to our role as a community college to provide opportunities for success in postsecondary education to adults of all ages, genders, and ethnic backgrounds. The opportunity for student success extends beyond open admission to provision of effective student services and instructional support. Essential elements of this support are remedial

San Joaquin Delta Community College District
instruction, instruction in English as a Second
Language, and support services.

- (C) We identify as essential and important the provision of adult noncredit educational curricula in areas defined as being in the state's interest.
- (D) We endorse the concept of the community college as an institution that serves in various and dynamic ways the educational, cultural, and economic needs of the community, where such activities are compatible with our primary mission.

Our student and community diversity is reflected in the faculty, staff, programs and services of the college. While Delta College is focused locally, we respond as an integral part of the state, national and international communities. Our institutional effectiveness is advanced by linkages with local secondary schools and with other institutions of higher education, business, industry, and local government.

We encourage and recognize excellence: in learning as the principal pursuit of our students; in teaching as the principal pursuit of our faculty; and in serving as the principal pursuit of our administration and staff. Our commitment to quality is sustained by continuous self-renewal which enables us to be innovative, efficient and effective leaders among our peer institutions and in our community.

San Joaquin Delta College exemplifies excellence, service, innovation and leadership.

Adopted 05.02.89

Vision Statement

The innovative spirit of Delta College will continue to guide us as an exemplary teaching and learning community, providing affordable access to high quality instruction, student-friendly services, and advanced technology to meet the needs of our diverse and changing communities. Our commitment to students and learning is central to our organization being a valued resource and leader in academics quality, cultural enrichment, and economic development. We will measure ourselves by our students' success, satisfying the goals of our Mission Statement and making Delta College a beautiful, safe, and caring environment for all members of the learning community.

Economy

The District service area is a mix of urban / rural region. The area profile is that of a rapid growing population, expanding ethnic diversity, and relatively high unemployment. High rates of unemployment are seasonal for segments of the population due to the agriculture and resource extraction vocations. An added condition of the area economics is many residents of the area transfer into the region with low educational and English skills.

Within San Joaquin County, job growth is occurring in the areas of light manufacturing, distribution, food processing, and high technology manufacturing with research and development. The Tracy Depot and Lathrop's Sharp Depot Centers are being joined by the Safeway, OSH, Flemings, and other well known distribution centers. The larger population centers are experiencing significant increases in the number of support types of employment. Large retail names are expanding and malls are being opened at all the population centers where labor is abundant and housing is affordable.

Population

SJDCCD's service area is expansive and takes in parts of San Joaquin, Alameda, Amador, Sacramento, Calaveras, and Solano Counties. The majority of the student base is received from the cities of Stockton, Tracy, Manteca, and Lodi. Over the next twenty (20) years the County of San Joaquin combined with the surrounding counties will be experiencing a growth rate of 15% to 53% (see Table A). From this population Delta College can anticipate a reasonable increase in the student population over the next twenty (20) years.

San Joaquin Delta Community College District
Table A: Population Projections

County	1990	2000	2010	2020
Calaveras	32,301	4,100	53,400	62,200
San Joaquin	483,817	573,600	727,800	887,600
Amador	30,284	35,400	39,300	41,300
Sacramento	1,049,010	1,242,000	1,486,500	1,707,600
Solano	344,116	400,300	485,500	559,500
Total	1,939,528	2,255,400	2,792,500	3,258,200

Source of Table A: State of California, Dept. of Finance, Interim County Population Projections. Sacramento, CA: June 2001.

The makeup of the population of San Joaquin County has been becoming more diverse, Hispanic and Asian / Pacific Islanders are on the rise with the White population decreasing. The movement of the higher percentage of non-white diversity will continue for the next couple of decades. The ethnic population changes reflected in Table B suggests that whites will make up only 45% of the County's population in 2020, down from 53% in 2000. In contrast, Hispanic and Asian/Pacific Islanders will out number Whites in San Joaquin County within two (2) decades.

Table B: Population by Ethnic Groups

County	1990	2000	2010	2020
White	284,700	310,062	355,705	398,738
Hispanic	113,743	149,438	205,138	276,499
Asian / Pacific Islander	56,578	85,283	121,164	154,328
Black - American	24,984	30,829	38,864	48,891
American Native	3,812	4,100	4,997	5,919
Total	483,817	579,712	725,868	884,375

San Joaquin Delta Community College District

Source of Table A: County Population with age, Sex, and Race / Ethnicity details, Department of Finance, December 1998.

Along with San Joaquin County growing at a fast pace, some of the cities served by SJDCCD are growing at an even higher rate (see Table C). Tracy, Lathrop, Ripon, and Escalon reflect a growth rate of over 31% over the past ten years. The City of Galt has produced the highest jump in population over the last ten years with 103% increase.

Table C: Population of Cities – SJDCCD

	San Joaquin County							Amador Co.	Sac Co	Solano Co
	Escalon	Lathrop	Lodi	Manteca	Ripon	Stockton	Tracy	Jackson	Galt	Rio Vista
Year										
1990	4,437	6,841	51,874	40,773	7,455	210,943	33,558	3,545	8,889	3,316
2000	5,816	9,977	57,935	49,494	10,411	247,333	54,240	3,865	18,053	4,852
% Change	31.1%	45.8%	11.7%	21.4%	39.7%	17.3%	61.6%	9.0%	103.1%	46.3%

Source: Department of Finance, California Cities Ranked by Total Population, Jan. 1, 2000 – 1990 Census.

Enrollment – Forecast (see next three inserts)


According to the State Chancellor's Office, San Joaquin Delta College's enrollment increased over 28% from 1985 to 2000. The forecast for the next 1-1/2 decades is another 35% for a total of 25,314 students.

San Joaquin Delta
Long Range Enrollment and WSCH Forecast, 2001

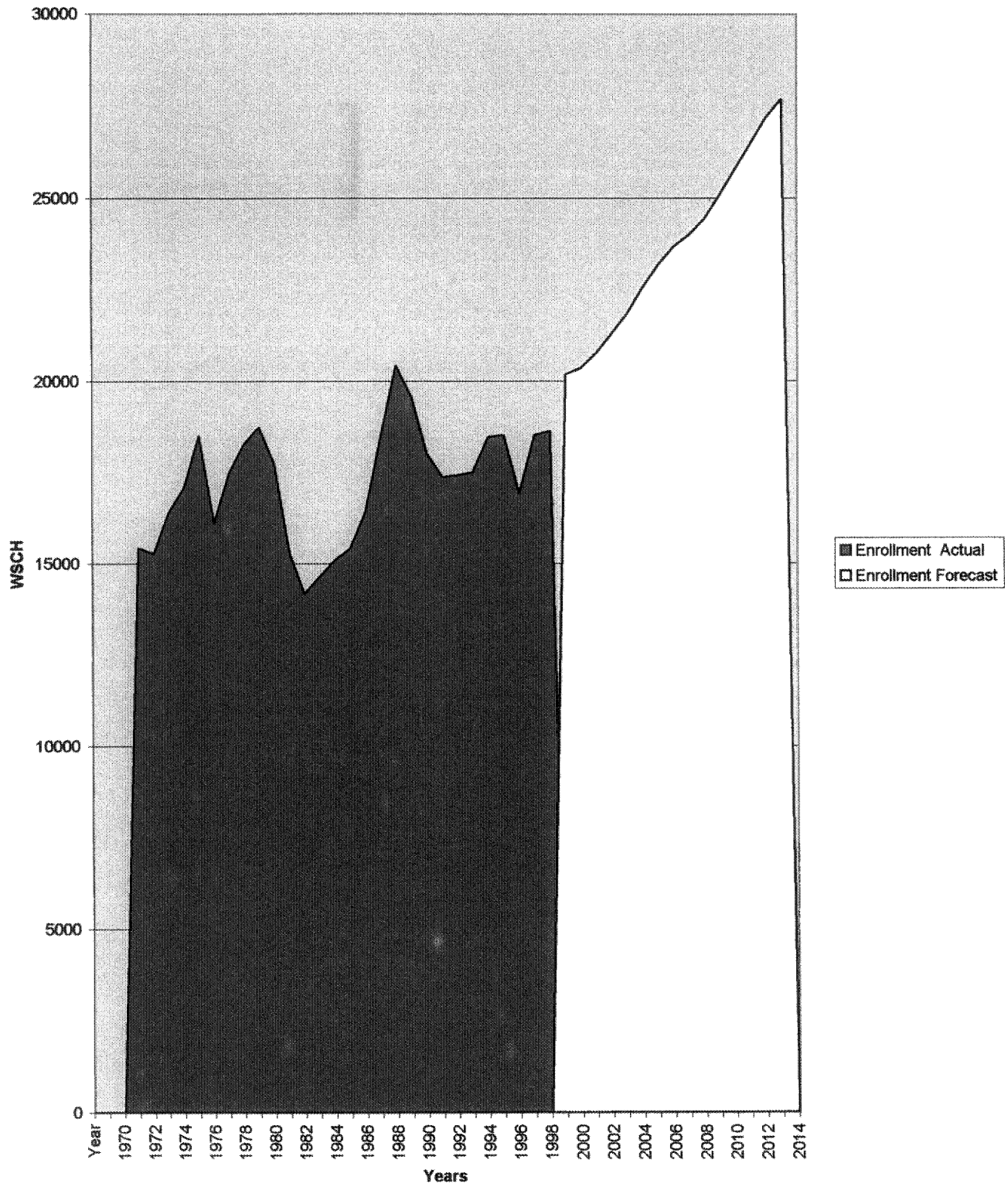
Year	Enrollment	WSCH		WSCH / Enrollment		Enrollment	WSCH	
	Actual	Actual	% Chg.	Actual	Forecast	Forecast	Forecast	% Chg.
1970								
1971								
1972								
1973	15427							
1974	15271	175704		11.51				
1975	16399	189321	7.7%	11.54				
1976	17062	185983	-1.8%	10.9				
1977	18495	191306	2.9%	10.34				
1978	16098	169557	-11.4%	10.53				
1979	17476	176523	4.1%	10.1				
1980	18276	178384	1.1%	9.76				
1981	18745	189487	6.2%	10.11				
1982	17753	173403	-8.5%	9.77				
1983	15296	166870	-3.8%	10.91				
1984	14169	156905	-6.0%	11.07				
1985	14633	160625	2.4%	10.98				
1986	15098	156926	-2.3%	10.39				
1987	15417	170763	8.8%	11.08				
1988	16423	183029	7.2%	11.14				
1989	18468	196097	7.1%	10.62				
1990	20431	194405	-0.9%	9.52				
1991	19574	184954	-4.9%	9.45				
1992	18014	185489	0.3%	10.3				
1993	17373	198201	6.9%	11.41				
1994	17431	189871	-4.2%	10.89				
1995	17504	192822	1.6%	11.02				
1996	18470	188795	-2.1%	10.22				
1997	18526	177819	-5.8%	9.6				
1998	16913	174665	-1.8%	10.33				
1999	18527	186584	6.8%	10.07				
2000	18635	188610	1.1%	10.12				
2001					10.12	20199	204440	8.4%
2002					10.12	20369	206160	0.8%
2003					10.12	20768	210200	2.0%
2004					10.12	21308	215667	2.6%
2005					10.12	21859	221237	2.6%
2006					10.12	22569	228430	3.3%
2007					10.12	23185	234657	2.7%
2008					10.12	23679	239664	2.1%
2009					10.12	24005	242962	1.5%
2010					10.12	24450	247461	1.9%
2011					10.12	25104	254086	2.7%
2012					10.12	25778	260908	2.7%
2013					10.12	26472	267932	2.7%
2014					10.12	27187	275164	2.7%
2015					10.12	27696	280322	1.9%

Source: Chancellor's Office, Research and Analysis Unit, November 2001.
Note: The 2001 enrollment is based upon the Fall 2001 survey of districts.

WSCH Forecast



Enrollment Forecast



San Joaquin Delta Community College District

Workload Increase

Looking at the workload in terms of Weekly Student Contact Hours (WSCH), the Chancellor's Office reports an increase of 21% over the last fifteen (15) years. Plus, they forecast an increase of 35% over the next fifteen (15) years. The total projected WSCH will be 262,111 Weekly Student Contact Hours in 2013.

Capacity / Load Ratios

The State Chancellor's Office and the Governor's Department of Finance qualify facility projects for funding. The criteria utilized across the state for community colleges is the Capacity / Load Ratio. Every year the community colleges report to the Chancellor's Office the Report 17, which is the physical building capacities and room-usage standards.

Ratios above 100% reflect an excess of educational related space for growth, and ratios below 100% reflects limited or shortage of space. Fundability by the State is only approved for conditions that fall below the 100% benchmark.

SJDCCD's - 2003-2007 Five-year plan reports the following ratios:

	<i>Lecture</i>	<i>Laboratory</i>	<i>Office</i>	<i>Library</i>
2003	110%	86%	109%	69%
2007	97%	76%	106%	66%

The ratios indicated reflect the areas that State Funding can be requested for Capital Projects during the next five-years.

College Master Plans

- The District's 1999 Educational and Student Services Master Plan is currently being reviewed and updated.
- The District's 1999 Facilities and Resources Master Plans are currently being reviewed and updated.
- The District's 1999 Informational Technology and Library Service Master Plan is currently being reviewed and updated.
- The Master Plans serve as the basis for the District's Five-year Construction Plan.

Mountain House Center - Chronicle

San Joaquin Delta Community College District identified in 1998 the growth pattern and needs assessment of a new campus in the southern portion of the District. In 1998 the SJDCCD submitted a Letter of Intent to the State Chancellor's Office to proceed with the development and approval for the Tracy Learning Center (TLC).

SJDCCD and Tracy Joint Unified School District (TJUSD) collaboratively progressed on a joint venture with a 200-acre federally owned site as the priority location. Subsequently, a Needs Assessment and Request for Approval of the Delta College Center at Tracy was submitted to the Chancellor's Office in January 2000.

The Due Diligence of the project moved into the EIR phase and the findings were not advantageous to the proposed land use. Three underground pipelines located in the area were identified as a 36-inch and 26-inch high-pressure natural gas and one 18-inch high-pressure crude oil. Another finding was that the water was not adequate (City indicated they would provide). Revisiting the different findings, the District decided to withdraw their offer of the Joint Venture.

Immediately following this decision, staff was directed to look for alternate sites. Staff and Consultants returned to the SJDCCD Board with five (5) available locations for the southern center. Based on the comprehensive criteria and review process, the Board determined that a 125-acre parcel in the new Mountain House community would be the most suitable site for development of the center.

Delta's Mountain House Center site is approximately 114-acres in San Joaquin County and 11-acres in Alameda County. The new community called Mountain House Community is a 4,800-acre master planned community located about five miles west of the City of Tracy. The site is situated north-west of HWY 205 and Mountain House Boulevard (formerly named Patterson Pass Road) intersection.

The Mountain House Community will be configured with 12 different neighborhoods, commercial and industrial parks, a town center, schools (K-12), parks, and open spaces. The

San Joaquin Delta Community College District
mixed-use community is projected for 45,000 people at the completion of build-out. Police, Fire, water, sewage, roads, and a marina are some, but not all, of the amenities. The Mountain House Community was approved by the San Joaquin County Board of Supervisors in November 2000. Presently the water and sewer treatment plants are under construction.

Delta's Mountain House Center is planned to be developed in four phases over a twenty-year period.

Phase-I will consist of a self-contained core building. The beginning population of 3,500 students will have access to computer laboratories, library, multi-use lecture / laboratories, science laboratories, faculty offices, cafeteria, bookstore, assembly space, and teleconferencing center.

Phase-II is planned for 2012 completion and expands the student attendance up to 6,000.

Phase-III is projected for completion in 2017 with the student population rising to 9,000.

Phase-IV is pushed out to 2022 completion and a campus capacity at 12,000 students.

The District has prepared this new Master Plan for the Mountain House Center along with a supplemental environmental review and supplemental specific plan with the County to update the existing EIR. SJDCCD has started the acquisition process and a revised Letter of Intent to establish the new Delta College Center at the Mountain House site was submitted to the Community College Board of Governors (BOG) and the California Postsecondary Education Commission (CPEC) in April 2001. This action was followed by a new revised Needs Assessment and Request for Approval.

Public hearings by the BOG and CPEC were started in September 2001 and the District is looking forward to approval in the spring of 2002.

San Joaquin Delta Community College District
Priorities - Proposed Facility Projects

Microscopy Technology Center (MTC) – Priority #1

This project is mentioned only as a work in-progress. The new MTC construction cycle is forging ahead and completion is projected in late fall of 2002. This \$6,771,000.00 building is one of the most unique in the Community College community. The 12,500 assignable square-foot (asf) building is designed for housing 8 to 10 of today's high-end sensitive microscopes utilized in all types of manufacturing or R&D work. The building will double the Weekly Student Contact Hours (WSCH) from 468 to over 900.

Safety-Electrical Systems Replacement – Priority #2

Preliminary Plans and Working Drawings were approved for 2001-2002 and have been progressing as scheduled. The Working Drawings will be started as soon as approval is received from CCCCCO. The \$2,700,000.00 funding is requested in the Governor's 2002-2003 by the State Community College Chancellor's Office.

This project addresses the safety and capacity needs for Delta's 30 + year old buildings and their electrical short-falls. The electrical distribution systems of the main instructional buildings on campus have reached their capacity. The overloaded conditions are at times bordering on the safety limits of the system. This project design is the final scope of work to place new dependable power into the classrooms and remove the safety issue.

Construction documents should be completed in 2002 with the construction period to be completed in 2003-2004.

Delta Center at Mountain House – Phase #1 – Priority #3

SJDCCD is requesting State Funds in the amount of \$30,000,000 for the first phase of the new campus located in the Mountain House Community. These funds will address the planning, construction, on-site infrastructure, and off-site infrastructure for the center. The District has committed to acquire the property (\$3,800,000) and to the construction (\$36,000,000) of items which are not funded by the State. These items include infra-structures, parking lots, and utilities over-sized for growth / expansion.

San Joaquin Delta Community College District

The District is also considering a local bond in the near future. The original IPP was submitted January 2000 to the CCCCCO.

This Project of expansion in the southern portion of the District was explained on page 6-9 of this summary. The growth in population in the effected areas of Tracy, Manteca, and Lathrop combined with the forecast of 315,000 people in 2010, has triggered the focus of SJDCCD to start the planning required by our communities and the charge for the educational service.

The present Service Centers of Manteca Farm Center, Tracy Learning Center at West High appear to be meeting today's student demands. Evaluating the increasing numbers of new homes, businesses, and expansion in the area, it is important and clearly justified for Delta's expansion.

As mentioned earlier, the District reviewed different sites and selected the planned Mountain House Community for this project. This community is now fully approved by San Joaquin County. Negotiations and the EIR are currently underway for the 125-acre site.

Phase-I of this project includes space (57,768 asf) for lecture / laboratory classrooms, computer and science laboratories, offices, library, learning resources computer laboratory, bookstore, food court, and teleconferencing studios. The project also includes off-site and on-site infrastructure systems including a central mechanical system and maintenance building.

Planning would start in 2004 and construction would be completed in 2007.

Maintenance & Warehouse Complex – Priority #4

The District is requesting \$6,000,000 for the total project. The Local Contribution and State funds would be used (50/50) for planning and construction of a new support complex for the maintenance, transportation, grounds, custodian, purchasing, warehousing, and computer / audio-visual equipment repair shop. This new complex would be located in the north section of campus and removed from students and the educational programs. The complex would fulfill the complete campus concept, Delta was never provided the complete campus or permanent housing / location for these services.

San Joaquin Delta Community College District

The complex would consist of the main building, fenced compound, bus-fleet repair building, employee parking lot combined with the fleet-parking, fleet check-out & in area, dry-storage/holding building, and recycling components.

Planning would start in 2003 and construction would be completed in 2005.

Danner Student Services Center – Phase-I – Priority #5

The District is requesting \$4,000,000 for the total project. The Local Contribution and State funds would be used (50/50) to plan, construct, and equip this project. This project consists of approximately 20,089 gsf (13,057 asf) and converts the basement of the Danner Center into the Danner Student Service Center Phase-I. The area is being vacated by the Purchasing, Maintenance, Transportation, and Custodian Divisions as described in Priority #4.

The Second phase for the Student Services Center (Phase-II) will be contingent on the existing Goleman Building functions being relocated to a new Learning Resource Center (Priority #7). Phase-II will occupy 8,000 asf and the remaining 5,057 asf will be occupied by Community Services Offices.

Existing Student Services and Assessment Departments are scattered in various locations across campus. Students are experiencing difficulty in locating these resources. The possibility of losing students due to the difficult, confusing, and flustered condition needs to be corrected by this project.

Delta's Staff has recognized the importance "Central Accessible Services" for the students (entering and retaining). The Student Services and Assessment Programs have established coordinated goals to centralize their services and programs into a "One-Stop" Student Services and Assessment Center. Danner Hall may be the most feasible location for the new center.

Planning would start in 2003 and construction could follow the exiting of the existing Divisions in 2005.

Space Efficiency Project – Priority #6

The District is requesting \$1,750,000 for reconstruction and consolidation of existing laboratory and shop space at various locations on the Delta Campus to meet future program needs

San Joaquin Delta Community College District
and improve the efficient use of space. The vacated space would be made available for growing instructional and support programs.

Planning (IPP submitted January 2000) would start in 2003 and construction would be completed in 2005.

Learning Resource Center – Priority #7

Delta is requesting \$15,000,000 for the total project. The Local Contribution and State funds would be used (50/50) to plan, construct, and equip a new Learning Resource Center on the Stockton Campus. This Center would provide the College and the educational community with a new high-technology library and learning resource center.

The District is considering requesting voter approval of a local bond measure to also share in the project costs.

Delta College is presently in need of library space (30%) to meet the needs of the growth rate. With the construction of 10,500 asf of library space at the Mountain House Center, Delta's shortage will still be reduced to only 18% in 2007-08. Moving beyond 2007, the District will be experiencing more increases in shortage of library space.

Goleman Student Center – Phase II – Priority #8

The District is requesting \$2,000,000 for the total project. The Local Contribution and State funds would be used (50/50) to plan, construct, and equip a new Goleman Student Services Center on the Stockton Campus.

As stated earlier, the Second phase for the Student Services Center (Phase-II) will be contingent on the existing Goleman Building functions being relocated to a new Learning Resource Center (Priority #6). Phase-II will occupy 8,000 asf and the remaining 5,057 asf will be occupied by Community Services Offices.

Existing Student Services and Assessment Departments are scattered in various locations across campus. Students are experiencing difficulty in locating these resources. The possibility of losing students due to the difficult, confusing, and flustered condition needs to be corrected by this project.

San Joaquin Delta Community College District

Delta's Staff has recognized the importance "Central Accessible Services" for the students (entering and retaining). The Student Services and Assessment Programs have established coordinated goals to centralize their services and programs into a "One-Stop" Student Services and Assessment Center. Danner Hall may be the most feasible location for the new center.

Planning would start in 2003 and construction could follow the exiting of the existing Divisions in 2005.

Emergency Generator(s) – Priority #9

The District is requesting \$2,000,000 for this project. The Local Contribution and State funds would be used (50/50) to plan, construct, and equip the complete campus with Emergency Power for all facilities on the Stockton Campus at 100% of load. This project will allow for the educational programs to continue without disruption from utility service brown-outs or times of loss.

Presently the only emergency power is connected to the lighting of hallways, stairwells, and some open areas. The elevators in each building will only travel to the bottom floor (by bleeding-off ram) and does not allow for removing special-need students and staff members off the upper floors (presently hand carried).

Delta is also considering placing this project on a local general bond measure to share the costs of this project.

Planning in 2005 with the construction completion around the 2007.

Culinary Arts Building – Priority #10

The District is requesting \$6,000,000 for the total project. The Local Contribution and State funds would be used (50/50) to plan, construct, and equip a new Learning Resource Center on the Stockton Campus. The Culinary Arts Project will provide for the educational delivery space presently lacking in the Danner Center.

The vision of the Culinary Arts Building is to provide a facility that will combine the educational and retail needs for the proper efficiency of labor and food product. The Culinary Arts

San Joaquin Delta Community College District

Program space needs will be a combination of receiving, storage, pre-prep, staging, production, and delivery. All of these functions will be connected to accounting, health & safety, point-of-sales controls, and customer service.

This building is a stand-alone structure with adequate access for delivery, parking for staff and public, and location best suited for drop-in customers.

Delta is also considering placing this project on a local general bond measure to share the costs of this project.

Planning would start in 2004 and construction could follow the exiting of the existing Divisions in 2008.

Amphitheater – Priority #11

The District is requesting \$1,000,000 for this project. The Local Contribution and State funds would be used (50/50) to plan, construct, and equip an Amphitheater on the Stockton Campus. Delta College music program is experiencing increasing enrollment and desire to expand their program with this project. The project would construct a 250-fixed seat amphitheater to facilitate outside performances. An acoustical shell, lighting system, and sound system would be provided in this project. Landscaping would provide for over-flow and traffic control / safety.

Delta is also considering placing this project on a local general bond measure to share the costs of this project.

Planning in 2005 with the construction completion around the 2007.

Refurbish all Labs – Priority #12

The District is requesting \$7,000,000 for this project. The Local Contribution and State funds would be used (50/50) to plan, construct, and equip the complete campus labs with new, state of the art, lab components, and other building entities required to support the new / remodeled facilities on the Stockton Campus.

Examples of modernization items include, but are not limited to, fume hoods, metal & plastic welding / cutting, chemistry

San Joaquin Delta Community College District
environmental stations, and other entities deemed necessary at the time.

Delta is also considering placing this project on a local general bond measure to share the costs of this project.

Planning in 2005 with the construction completion around the 2007.

Additional Restroom Facilities – Priority #13

The District is requesting \$2,000,000 for this project. The Local Contribution and State funds would be used (50/50) to plan, construct, and equip the needed components, and other building entities required to support the new / remodeled restroom facilities on the Stockton Campus.

This project would construct new or modernize / convert existing space into ADA Restrooms. The Delta Campus was built almost thirty years ago and over time the Uniform Plumbing Code and ADA requirements have changed.

In 2002, Delta and the State completed an ADA Barrier Removal Project which reduced the total number of water-closets due to the design criteria of Federal & State Laws. Areas of needs will be evaluated and value-engineering during the design phase will help maximize the funding.

Delta is also considering placing this project on a local general bond measure to share the costs of this project.

Planning in 2005 with the construction completion around the 2007.

Manteca Regional Center (Planning & Portables) – Priority #14

The District is requesting a total of \$5,000,000 for this project. The Local Contribution (\$4,000,000) and State funds of \$1,000,000 to plan, construct, and equip the needed components, and other building entities required to support the new / remodeled facilities on the Manteca Site.

This project is the foundation and design criteria for the roll-in of the College's vision and support for the growth and changes in central California industries and our educational community needs.

Delta is also considering placing this project on a local general bond measure to share the costs of this project.

Planning in 2005 with the construction completion around the 2007.

Lodi / Galt Regional Center (Phase #1) – Priority #15

The District is requesting a total of \$5,000,000 for this project. The Local Contribution (\$4,000,000) and State funds of \$1,000,000 to plan, construct, and equip the needed components, and other building entities required to support the new / remodeled facilities on a Lodi / Galt site that is to be determined.

This project is the foundation and design criteria for the roll-in of the College's vision and support for the growth and changes in central California and our educational community needs.

Delta is also considering placing this project on a local general bond measure to share the costs of this project.

Planning in 2005 with the construction completion around the 2007.

Mother Lode Regional Center (Planning & Portables) – Priority #16

The District is requesting a total of \$5,000,000 for this project. The Local Contribution (\$4,000,000) and State funds of \$1,000,000 to plan, construct, and equip the needed components, and other building entities required to support the new / remodeled facilities on a Mother Lode site that is to be determined.

This project is the foundation and design criteria for the roll-in of the College's vision and support for the growth and changes in north-east areas of SJDCCD and our educational community needs.


Delta is also considering placing this project on a local general bond measure to share the costs of this project.

Planning in 2005 with the construction completion around the 2007.

Five-Year Plan

Five-Year Construction Plan

2003/04 - 2007/08



May 1, 2002

2003-07 FIVE YEAR CONSTRUCTION PLAN
(2003-04 FIRST FUNDING YEAR)

San Joaquin Delta Community College District

Prepared in reference to the Community College Construction Act of 1980
and
approved on behalf of the local governing board for submission to
the office of the Chancellor, California Community Colleges

Signed _____
Dr. Sam Schauerman
(Chief Executive Officer)

Title _____
Interim Sup / President

Date _____
4/29/2002

Contact Person _____
TC Arbuckle - Dir of Fac Magnt

Telephone _____
(209) 954-5063

Date Received at
Chancellor's Office

Chancellor's Office
reviewed by

Notice of Approval

Inventory of Land Owned by the District

List the address and acreage of every land unit owned by the district (Education Code 81821(e)). Please identify all locations, campus and off-campus, grouped according to their "parent" institution. In the event the list is long or complicated, please substitute copies of college bulletins or other notices to the public which display similar information. The list should be as of Fall 2001 .

<u>Address</u>	<u>Acreage</u>
San Joaquin Delta College 5151 Pacific Ave Stockton, CA 95207	165.0
San Joaquin Delta College Farm 5298 Brunswick Road Manteca, CA 95336	157.0
San Joaquin Delta College Mountain Ranch Lab Richard Murrery Road Mountain Ranch, CA 95246	88.0

Legislative Districts

<u>Campus</u>	<u>Assembly</u>	<u>Senate</u>	<u>House of Representative</u>
San Joaquin Delta College	5	17	17

Instructional Delivery Location

List the address and acreage of every land unit owned by the district (Education Code 81821(e)). Please identify all locations, campus and off-campus, grouped according to their "parent" institution. In the event the list is long or complicated, please substitute copies of college bulletins or other notices to the public which display similar information. The list should be as of Fall 2001.

Address

San Joaquin Delta College District

District Order of Priority

No.	Project	Occupancy		Source	Schedule of Funds					
		ASF	Total Cost		2001/2002	2002/2003	2003/2004	2004/2005	2005/2006	2006/2007
1	Microscopy Technology Center				San Joaquin Delta College					
	15,364	2002/2003			(E)					
		\$7,007,000		State						
2	Safety-Elect Sys Replacement				San Joaquin Delta College					
		2003/2004			(P)(W)	(C)				
		\$2,973,000		State	\$280,000	\$2,693,000				
3	Delta Center at Mountain House - Phase#									
	51,960	2007/2008				(P)	(W)	(C)		
		\$66,000,000		Shared		\$3,500,000	\$3,906,000	\$58,594,000		
4	Maint & Warehouse Complex				San Joaquin Delta College					
	40,300	2004/2005				(P)(W)	(C)(E)			
		\$6,000,000		Shared		\$500,000	\$5,500,000			
5	Danner Student Service Center - Phase I				San Joaquin Delta College					
	13,000	2005/2006				(P)(W)	(C)			
		\$4,000,000		Shared		\$400,000	\$3,600,000			
6	Space Efficiency Project				San Joaquin Delta College					
	8,200	2005/2006					(P)(W)	(C)(E)		
		\$1,750,000		State			\$250,000	\$1,500,000		
7	Learning Resource Center				San Joaquin Delta College					
	104,700	2008/2009					(P)(W)	(C)(E)		
		\$15,100,000		Shared			\$1,200,000	\$13,900,000		
8	Goleman Student Center - Phase II				San Joaquin Delta College					
	13,060	2005/2006				(P)(W)	(C)			
		\$2,030,000		Shared		\$280,000	\$1,750,000			
9	Emergency Generator(s)				San Joaquin Delta College					
		2007/2008					(P)(W)		(C)	
		\$1,998,000		Shared			\$198,000		\$1,800,000	
10	Culinary Arts Building				San Joaquin Delta College					
	19,200	2007/2008					(P)(W)		(C)	
		\$5,994,000		Shared			\$594,000		\$5,400,000	
11	Amphitheater				San Joaquin Delta College					
		2007/2008						(P)(W)	(C)	
		\$1,000,000		Shared				\$100,000	\$900,000	
12	Refurbish All labs				San Joaquin Delta College					
		2007/2008						(P)(W)	(C)	
		\$6,892,000		Shared				\$692,000	\$6,200,000	
13	Additional Restroom Facilities				San Joaquin Delta College					
		2007/2008								(P)(W)(C)
		\$1,998,000		Shared						\$1,998,000

District Order of Priority

No.	Project	Occupancy		Source	Schedule of Funds					
		ASF	Total Cost		2001/2002	2002/2003	2003/2004	2004/2005	2005/2006	2006/2007
14	Manteca Regional Center									
	2007/2008							(P)(W)		(C)
	\$5,000,000			Shared				\$500,000		\$4,500,000
15	Lodi / Galt Regional Center									
	2007/2008							(P)(W)		(C)
	\$5,000,000			Shared				\$500,000		\$4,500,000
16	Mother Lode Regional Center									
	2007/2008							(P)(W)		(C)
	\$5,000,000			Shared				\$500,000		\$4,500,000

District Lecture Capacity/Load Ratios

Cumulative Capacities and Load Ratios in Sequence of Occupancy										
No.	Lecture ASF	Project Capacity WSCH	Occupancy Fall Term	2001/2002	2002/2003	2003/2004	2004/2005	2005/2006	2006/2007	2007/2008
3	Delta Center at Mountain House - Phase#1									
	24,700	0	2007/2008							
10	Culinary Arts Building									
	3,400	0	2007/2008							
	San Joaquin Delta College									
7	Learning Resource Center									
	5,500	0	2008/2009							
	San Joaquin Delta College									

		2001/2002	2002/2003	2003/2004	2004/2005	2005/2006	2006/2007	2007/2008
Inventory ASF	Actual*/Projected WSCH	129,035 *	131,058	132,055	150,017			
62,616	Cumulative Capacity	145,958	145,958	145,958	145,958	145,958	145,958	145,958
	Capacity/Load Ratio	113%	111%	111%	97%			

San Joaquin Delta Community College Dist

District Capacity/Load Ratio, Lecture

4/30/2002

District Laboratory Capacity/Load Ratios

Cumulative Capacities and Load Ratios in Sequence of Occupancy										
No.	Laboratory ASF	Project Capacity	Occupancy WSCH Fall Term	2001/2002	2002/2003	2003/2004	2004/2005	2005/2006	2006/2007	2007/2008
1	Microscopy Technology Center									
	5,950	2,315	2002/2003		48,545					
	San Joaquin Delta College				91%					
6	Space Efficiency Project									
	-8,000	-1,068	2005/2006					47,477		
	San Joaquin Delta College									
10	Culinary Arts Building									
	6,200	1,610	2007/2008							49,087
	San Joaquin Delta College									

		2001/2002	2002/2003	2003/2004	2004/2005	2005/2006	2006/2007	2007/2008
Inventory ASF	Actual*/Projected WSCH	52,706 *	53,539	56,596	63,854			
143,952	Cumulative Capacity	46,230	46,230	48,545	48,545	48,545	47,477	47,477
	Capacity/Load Ratio	88%	86%	86%	76%			

San Joaquin Delta Community College Dist
District Capacity/Load Ratio, Laboratory

4/29/2002

District Office Capacity/Load Ratios

				Cumulative Capacities and Load Ratios in Sequence of Occupancy						
Priority	Office ASF	Project Capacity FTE	Occupancy Fall Term	2001/2002	2002/2003	2003/2004	2004/2005	2005/2006	2006/2007	2007/2008
4	Maint & Warehouse Complex									
	5,300	38	2004/2005				445			
	San Joaquin Delta College						116%			
6	Space Efficiency Project									
	-200	-1	2005/2006					444		
	San Joaquin Delta College									
8	Goleman Student Center - Phase II									
	5,060	36	2005/2006					480		
	San Joaquin Delta College									
3	Delta Center at Mountain House - Phase#1									
	3,400	0	2007/2008							
10	Culinary Arts Building									
	1,600	11	2007/2008							491
	San Joaquin Delta College									
7	Learning Resource Center									
	3,000	21	2008/2009							
	San Joaquin Delta College									

		2001/2002	2002/2003	2003/2004	2004/2005	2005/2006	2006/2007	2007/2008
Inventory ASF	Actual*/Projected FTE	366 *	371	374	384			
56,921	Cumulative Capacity	407	407	407	407	445	480	480
	Capacity/Load Ratio	111%	110%	109%	106%			

San Joaquin Delta Community College Dist
District Capacity/Load Ratio, Office

4/30/2002

Distribution of Instructional Load and Forecast of Staff

Reference: College records last two years, Long-Range Statewide Enrollment and WSCH Forecast

	Instructional Staff FTE	Total Campus WSCH	Off-Campus WSCH	Net On-Campus Total WSCH	P.E. Laboratory WSCH	On-Campus Lecture WSCH	On-Campus Laboratory WSCH
(a)	(b)	(c)	(d)	(e)	(f)	(g)	(h)
Actual Fall							
1998	358	185,158	3,703	181,455	6,859	129,813	44,783
1999	361	195,264	9,236	186,028	6,902	132,582	46,581
2000	363	197,502	10,013	187,489	6,993	131,749	48,728
Forecast							
2001	366	200,702	11,861	188,841	7,006	129,035	52,706
2002	371	204,883	13,194	191,689	7,092	131,058	53,539
2003	374	209,716	13,965	195,751	7,100	132,055	56,596
2004	384	225,115	4,094	221,021	9,150	150,017	63,854

Instructional Load by Campus or Location

Reference: Chancellor's Office Forecast

WSCH Distributed to Campus or Other Locations

	Actual		Projected							
	1998	1999	2000	2001	2002	2003	2004	2005	2006	2007
San Joaquin Delta College	185,158	195,264	197,502	200,702	204,883	209,716	225,115			
Total	185,158	195,264	197,502	200,702	204,883	209,716	225,115			

District Library Capacity/Load Ratios

Cumulative Capacities and Load Ratios in Sequence of Occupancy									
No.	Library ASF	Occupancy Fall Term	2001/2002	2002/2003	2003/2004	2004/2005	2005/2006	2006/2007	2007/2008
3	Delta Center at Mountain House - Phase#1								
	2,500	2007/2008							48,041
7	Learning Resource Center								
	84,000	2008/2009							
	San Joaquin Delta College								

		2001/2002	2002/2003	2003/2004	2004/2005	2005/2006	2006/2007	2007/2008
Inventory ASF	Actual*/Projected ASF	*						
45,541	Cumulative Capacity	45,541	45,541	45,541	45,541	45,541	45,541	45,541
	Capacity/Load Ratio							

San Joaquin Delta Community College Dist
District Capacity/Load Ratio. Library

4/30/2002

Total District Library Load

Reference: Chancellor's Office forecast of Day-Graded Enrollment

(a)	Total District Day-Graded (b)	Number of Campuses (c)	Initial ASF (3,795/Col.) (d)	First 3,000 Day Graded (3.83/DG) (e)	Between 3k - 9k (3.39/DG) (f)	Above 9,000 (2.94/DG) (g)	Total ASF (d+e+f+g) (h)
2001/2002	13,132	0		11,490	20,340	12,148	43,978
2002/2003	13,481	0		11,490	20,340	13,174	45,004
2003/2004	13,808	0		11,490	20,340	14,135	45,965
2004/2005	14,671	0		11,490	20,340	16,672	48,502

↑
1 Campus

District AV/TV Capacity/Load Ratios

			Cumulative Capacities and Load Ratios in Sequence of Occupancy						
No.	AV/TV Radio ASF	Occupancy Fall Term	2001/2002	2002/2003	2003/2004	2004/2005	2005/2006	2006/2007	2007/2008
3	Delta Center at Mountain House - Phase#1								
	4,000	2007/2008							11,839
7	Learning Resource Center								
	6,000	2008/2009							
	San Joaquin Delta College								

		2001/2002	2002/2003	2003/2004	2004/2005	2005/2006	2006/2007	2007/2008
Inventory ASF	Actual*/Projected ASF	*						
7,839	Cumulative Capacity	7,839	7,839	7,839	7,839	7,839	7,839	7,839
	Capacity/Load Ratio							

San Joaquin Delta Community College Dist
District Capacity/Load Ratio, AV/TV

4/30/2002

Total District AV, Radio, TV Load

Reference: Chancellor's Office forecast of Day-Graded Enrollment

	Total District Day-Graded	Number of Campuses	Initial ASF (3,500/Dist)	First 3,000 Day Graded (1.50/DG)	Between 3k - 9k (0.75/DG)	Above 9,000 (0.25/DG)	Total ASF (d+e+f+g)
(a)	(b)	(c)	(d)	(e)	(f)	(g)	(h)
2001/2002	13,132	0	3,500	4,500	4,500	1,033	13,533
2002/2003	13,481	0	3,500	4,500	4,500	1,120	13,620
2003/2004	13,808	0	3,500	4,500	4,500	1,202	13,702
2004/2005	14,671	0	3,500	4,500	4,500	1,417	13,917

AV, Radio, TV Load by Campus or Location

Reference: Chancellor's Office forecast of Day-Graded Enrollment


Campus or Location	2001	2002	2003	2004	2005	2006	2007
San Joaquin Delta College	(100.0%)	(100.0%)	(100.0%)	(100.0%)	(100.0%)	(100.0%)	(100.0%)

District Totals

- Inventory Report -
#17

Five-Year Construction Plan

2003/04 - 2007/08



May 1, 2002

San Joaquin Delta Community College District

Report 17 Certification

Certification of Inventory For Fiscal Year: 2003

Campus Name: **San Joaquin Delta College**

Certified ASF: **182,116**

Certified OGSF: **795,048**

District Approval:

_____ Authorized Signature	_____ Date
-------------------------------	---------------

_____ Printed Name	_____ Date
-----------------------	---------------

State Approval:

_____ Authorized Signature	_____ Date
-------------------------------	---------------

_____ Printed Name	_____ Date
-----------------------	---------------

Attached:

(2) Complete copies of Report 17

Note: (Include all reports that have - Report 17- in the header)

Space Inventory Export:

FTP Space Inventory Export Data to Chancellor's Office FTP Server or Enclose (2) 3 1/2" diskettes containing Space Inventory Export Data

****** REPORT 17 ******
Room Use Summary Report
San Joaquin Delta Community College Dist

San Joaquin Delta College

	<u>ASF</u>
Room Use 000	860
Room Use 100	62,616
Room Use 200	143,952
Room Use 300	56,921
Room Use 400	45,541
Room Use 500	98,209
Room Use 600	99,252
Room Use 700	55,247
Room Use 800	2,533
Room Use 900	900
Campus Total	<u>566,031</u>

****** REPORT 17 ******
Room Use Summary Report
San Joaquin Delta Community College Dist

District Totals

	<u>ASF</u>
Room Use 000	860
Room Use 100	62,616
Room Use 200	143,952
Room Use 300	56,921
Room Use 400	45,541
Room Use 500	98,209
Room Use 600	99,252
Room Use 700	55,247
Room Use 800	2,533

<u>Campus</u>	<u>ASF</u>	<u>OGSF</u>
San Joaquin Delta College	566,031	795,048
District Totals	566,031	795,048

****** REPORT 17 ******
Room Use Detail Report

San Joaquin Delta Community College Dist

551 San Joaquin Delta College

Type Use Code / Description	ASF	% of Campus	% of District
000 Room Use			
050 Inactive Area	860	0.152%	0.152%
000 Room Use Total	860	0.152%	0.152%
100 Room Use			
110 Classroom	62,075	10.967%	10.967%
115 Classroom Service	541	0.096%	0.096%
100 Room Use Total	62,616	11.062%	11.062%
200 Room Use			
210 Class Lab	106,797	18.868%	18.868%
215 Class Lab Service	19,235	3.398%	3.398%
220 Spec Class Lab	2,645	0.467%	0.467%
225 Special Class Lab Service	107	0.019%	0.019%
230 Individual Study Lab	6,973	1.232%	1.232%
235 Individual Lab Service	1,539	0.272%	0.272%
250 Non-Class Lab	6,012	1.062%	1.062%
255 Non-Class Lab Service	644	0.114%	0.114%
200 Room Use Total	143,952	25.432%	25.432%
300 Room Use			
310 Office	53,418	9.437%	9.437%
315 Office Service	3,356	0.593%	0.593%
350 Conference Room	147	0.026%	0.026%
300 Room Use Total	56,921	10.056%	10.056%
400 Room Use			
410 Read/Study Room	9,938	1.756%	1.756%
420 Stack	155	0.027%	0.027%
430 Open Stack Reading Room	32,545	5.750%	5.750%
440 Processing Room	2,855	0.504%	0.504%
455 Study Service	48	0.008%	0.008%
400 Room Use Total	45,541	8.046%	8.046%
500 Room Use			
520 Athletics/Physical Education	30,077	5.314%	5.314%
525 Athletic/Physical Ed Service	26,312	4.649%	4.649%
530 Audio/Visual, Radio, TV	4,340	0.767%	0.767%
535 A/V, Radio, TV Service	3,499	0.618%	0.618%
550 Demonstration	11,409	2.016%	2.016%

****** REPORT 17 ******
Room Use Detail Report

San Joaquin Delta Community College Dist

551 San Joaquin Delta College

Type Use Code / Description	ASF	% of Campus	% of District
555 Demonstration Service	1,826	0.323%	0.323%
560 Field Building	11,353	2.006%	2.006%
580 Greenhouse	3,456	0.611%	0.611%
590 Other	5,937	1.049%	1.049%
500 Room Use Total	98,209	17.350%	17.350%
600 Room Use			
610 Assembly	16,786	2.966%	2.966%
615 Assembly Service	28,842	5.095%	5.095%
620 Exhibition	2,628	0.464%	0.464%
625 Exhibition Service	642	0.113%	0.113%
630 Food Facilities	14,924	2.637%	2.637%
635 Food Facilities Service	7,924	1.400%	1.400%
650 Lounge	4,333	0.766%	0.766%
655 Lounge Service	96	0.017%	0.017%
660 Merchandise Facility	7,150	1.263%	1.263%
665 Merchandise Facility Service	2,951	0.521%	0.521%
680 Meeting Room	12,500	2.208%	2.208%
690 Locker Room	476	0.084%	0.084%
600 Room Use Total	99,252	17.535%	17.535%
700 Room Use			
710 Data Processing/Computer	1,240	0.219%	0.219%
715 DP/Computer Service	2,067	0.365%	0.365%
720 Shop	11,094	1.960%	1.960%
725 Shop Service	2,516	0.445%	0.445%
730 Storage	30,981	5.473%	5.473%
740 Vehicle Storage	819	0.145%	0.145%
745 Vehicle Storage Service	1,670	0.295%	0.295%
770 Central Utility Plant	4,860	0.859%	0.859%
700 Room Use Total	55,247	9.760%	9.760%
800 Room Use			
810 Patient Bedroom	98	0.017%	0.017%
850 Treatment	986	0.174%	0.174%
880 Public Waiting	1,449	0.256%	0.256%
800 Room Use Total	2,533	0.448%	0.448%

****** REPORT 17 ******
Room Use Detail Report

San Joaquin Delta Community College Dist

551 San Joaquin Delta College

Type Use Code / Description	ASF	% of Campus	% of District
900 Room Use			
970 House	900	0.159%	0.159%
900 Room Use Total	900	0.159%	0.159%
San Joaquin Delta College	566,031	100.000%	100.000%

****** REPORT 17 ******
Building Summary Report
San Joaquin Delta Community College Dist

551 San Joaquin Delta College

Bldg. #	Building Name	Yr of Construction	Total Rooms	Total Stations	Total Room ASF	Total OGFT	Percent Efficiency
51	CUNNINGHAM CENTER	1973	169	2,009	63,735	92,504	68.9
52	BUDD CENTER	1973	146	692	101,145	136,711	74.0
53	HOLT CENTER	1974	187	1,633	77,677	124,726	62.3
54	GOLEMAN LIBRARY	1974	33	567	47,478	54,670	86.8
55	ADMINISTRATIVE WING	1974	45	115	12,480	21,160	59.0
56	SHIMA CENTER	1975	185	1,952	80,714	107,065	75.4
57	FORUM HALL	1975	14	708	7,842	11,646	67.3
58	LOCKE CENTER	1976	145	1,408	50,379	82,948	60.7
59	DANNER HALL	1976	88	475	52,024	72,342	71.9
60	AUDITORIUM	1977	30	1,457	24,002	30,247	79.4
62	FIELD BUILDING	1981	8	0	2,191	3,080	71.1
63	FOOTBALL SCORE BOOTH	1984	5	0	988	1,016	97.2
64	BASEBALL SCORE BOOTH	1979	1	0	141	155	91.0
65	TENNIS STORAGE SHED	1978	1	0	92	101	91.1
66	TICKET BOOTH	1985	1	0	25	28	89.3
67	SOCCER STORAGE	1985	2	0	68	85	80.0
68	CHILD DEVEL CENTER	1993	54	31	12,214	16,066	76.0
75	COTTAGE	1929	11	8	1,367	1,463	93.4
76	GARAGE	1929	3	0	405	421	96.2
77	WAREHOUSE	1976	8	0	8,316	8,580	96.9
78	EQUIPMENT WAREHOUSE	1976	3	0	1,912	2,000	95.6
79	CENTRAL PLANT	1996	8	10	5,821	10,116	57.5
80	FARM OFFICE	1966	4	2	780	1,088	71.7
81	FARM OIL STORAGE	1966	1	0	51	69	73.9
82	FARM PUMP HOUSE	1966	1	0	49	66	74.2
83	FARM STORAGE BLDG	1971	1	0	1,520	1,690	89.9
84	FARM INCUBATOR	1978	2	0	267	440	60.7
85	FARM BARN	1966	1	15	2,762	2,904	95.1
86	FARM FEED STORAGE	1966	1	0	127	163	77.9
87	FARM GREENHOUSE	1995	1	0	740	798	92.7
88	MANTECA CENTER	1997	3	80	2,119	2,400	88.3
99	CITY FIRE STATION	1967	1	0	4,548	6,094	74.6
101	FIELD BLDG MTN RANCH	1972	2	0	1,152	1,216	94.7
102	MTN RANCH HOUSE	1967	1	0	900	990	90.9
34	Buildings on Campus		1,166	11,162	566,031	795,048	71.2

****** REPORT 17 ******
Building Summary Report
San Joaquin Delta Community College Dist

Bldg. #	Building Name	Yr of Construction	Total Rooms	Total Stations	Total Room ASF	Total OGFT	Percent Efficiency
<u>District Totals</u>							
34	Buildings in District		1,166	11,162	566,031	795,048	71.2