



SAN JOAQUIN **DELTA COLLEGE**

CSU Admissions Application

Presented by:
Ysaura Suarez, M.S.
Counselor/Professor



- Everyone will be muted
- Ask questions via chat
- We will stop periodically to answer questions
- Please turn off video camera

- ❑ CSU Admissions (general)
- ❑ Impaction
- ❑ CSU Application
- ❑ EOP Application
- ❑ Questions & Answers



SAN JOAQUIN **DELTA COLLEGE**

CSU Admissions Criteria



CSU Campuses



UPPER DIVISION TRANSFER

(JUNIOR LEVEL)

- ❖ A 2.0 CSU grade point average or better
- ❖ Completion of 60 or more CSU transferable semester units by spring for fall admission
 - 30 units must be applicable towards GE

These courses may be chosen from the CSU General Education Pattern or IGETC CSU Version; **AND...**

You must complete with a “C” or better:

❖ Communication Studies:

1A, 6, 8 (only 1 course)

❖ Written Communication:

English 1A

❖ Critical Thinking:

Comm. Studies 5, English 1B, 1D, Philosophy 30

❖ Mathematics

1, 2, 3, 4, 5, 10, 12, 13, 17A, 20, 22, 38A, 38B, 39,
Psychology 2, Com ST 14

CSU General Education Pattern

San Joaquin Delta College

2019-2020 Catalog
(Effective Summer 2019)

California State University (CSU) General Education Requirements

<p>A. Communication in the English Language & Critical Thinking:</p> <p>One (1) course each from A1, A2, & A3; nine (9) units minimum, grade of "C" or better in each.</p> <p>1. Oral Communication COM ST 1A, 6(F19), 8(F19)</p> <p>2. Written Communication ENG 1A</p> <p>3. Critical Thinking COM ST 5(F02) ENG 1B, 1D PHILO 30</p>	<p>C. Arts, Literature, Philosophy & Foreign Language:</p> <p>Minimum nine (9) units, at least one (1) course each from C1 and C2.</p> <p>1. Arts</p> <p>ART 1A, 1B, 1C(F07), 2, 2A(F07), 3, 4(to SP18), 6, 7A(36A+B), 12(SU15), 20A(46A+B), 33A(43A+B), 40A, 84A COM ST 2 DANCE 29(SU16) DRAMA 10, 16A, 16B, 31(F19) ENG 30 FASHION 8 HORT 4(SP07) ID 8(F08) MUSIC 1, 2A(to SP16), 2B(to SP16), 4, 7, 8 PHOTO 1A</p> <p>2. Humanities</p> <p>CHIN 2, 3, 4 CIV 3* CUL ARTS 16(F19) ENG 35, 37, 38, 39(to SP14), 40A(to SP15), 40B(to SP15), 42A, 42B, 43C(F07), 43D(F07), 45, 46A, 46B, 49A(SU16), 52(SP07), 55A, 55B, 55C, 57(SU16) FASHION 9(F08), 10(F08) FREN 2, 3, 4, 5(SP07) GERM 2, 3, 4 HIST 6C, 7(F10) HUM 3* ITAL 2, 3, 4 JAPAN 2, 3, 4 PHILO 6, 40, 45, 50 RELGN 14A, 14B SL 2, 3, 4 SPAN 1A(to SP14), 2, 2A(to SP14), 3, 3A, 4, 4A, 5(SU16), 6(SU16)</p>
<p>B. Physical Universe & Its Life Forms:</p> <p>One (1) course from each group, including a (lab) from group #1 or #2, minimum of ten (10) units, grade of "C" or better required in group #4.</p> <p>1. Physical Sciences</p> <p>ASTRO 1, 1L(lab) CHEM 1A(lab), 1B(lab,SP07), 3A(lab), 3B(lab,SP07), 12A(lab,SP07), 12B(lab,SP07) GEOG 1, 1L(lab) GEOL 1A(lab), 1B(lab,SU14), 5(F09), 5A(lab,SU17), 5L(lab,SU15), 10 (to SP16), 15, 15A(lab,SU16), 16, 16A(lab,SU16), PHSCI 1 PHYS 2A(lab), 4A(lab), 10(lab) PLANT 14(lab)</p> <p>2. Life Sciences</p> <p>AHSC 10, 10L(lab) ANTHR 2, 2L(lab) BIOL 1(lab), 2(lab,SP07), 3(lab,SP07), 10(lab), 11(lab), 14(lab,SU18), 23(lab,SU18), 31(lab,SP07), 32(lab,SP07), 33(lab,SP07) NR 2 PLANT 10, 10L(lab)</p> <p>3. Laboratory Activity for Area B-1 or B-2</p> <p>This will be satisfied by completion of any laboratory course in Area B-1 or B-2.</p> <p>4. Mathematics Quantitative Reasoning</p> <p>COM ST 14(F19) MATH 1, 2, 3(SP07), 4(SP07), 5, 10(to SP16), 12, 13, 17A, 20, 22(F07), 35A(F08), 38B(F08), 39 PSYCH 2(SP07)</p>	<p>D. Social, Political, & Economic Institutions & Behaviors:</p> <p>Historical Background</p> <p>Minimum nine semester units, three courses, from at least two discipline groups.</p> <p>AJ 21 AGBUS 12 ANTHR 1, 6, 10 BIOL 30(SP07)* BUS 8, 26 CDEV 21* COM ST 7, 11 ECON 1A(to SP16), 1B(F08-SP16), 3(SU16), 5(SU16), 13 GEOG 2, 3, 10 HIST 2A, 2B, 4A, 4B, 6A, 6B, 6C, 17A, 17B, 27, 30A, 30B, 31, 34, 37, LAW 16(F19) PETHEORY 41(F15) POLSC 1, 2(SP07), 3, 4(SU16), 5, 6(SU15) PSYCH 1, 3(SP07), 4(SP07), 30(SP07)* SOCIO 1A, 1B, 5(SU17), 20(SU13-SP14) 27, 33 SOCS 30(to SP14)</p>
<p>Notes:</p> <p>(FXX), (SPXX), or (SUXX) indicates term of course approval for an area - course must have been on CSU-GE pattern at the time it was taken in order to be used for GE.</p>	<p>E. Life-Long Understanding & Self-Development</p> <p>Minimum three semester units, not all in PEACTIV.</p> <p>ANTHR 4* BIOL 30* CDEV 21(F10)*, 26 COM ST 3 ENG 33G (to SP15) FCS 2, 3 (to SU 18), 5, 6, 19(SU18)*, 23 GUID 8(SP07) H ED 1, 30 HS 19(SU18)* HUM 4 PEACTIV 1D, 9A(to SP17), 12A(SU17) PSYCH 3, 24, 30*</p> <p>MILITARY CREDIT: Three units of GE credit in Area E will be awarded to: Veterans or reservists who submit a DD214 verifying discharge under honorable conditions OR active duty military personnel who submit an official document (e.g., Joint Services Transcript) verifying completion of basic military training.</p> <p>American Institutions (not required for GE certification or AAJAS degree, but is a CSU graduation requirement) Requires completion of one of these options: (Courses used here can also be used in Area D.)</p> <p>Option 1: HIST 17A AND one of HIST 27, 30B, 34, POLSC 1, 4 Option 2: POLSC 1 AND one of HIST 17A, 17B, 27, 30A, 30B, 31, 34(F16)</p>
<p>CSU GE pattern requires:</p> <p>Minimum of 40.0 units</p> <p>Areas A1, A2, A3, and B4 require "C" grade or better.</p> <p>*Courses with an asterisk are listed in more than one area, but will only count in one area.</p>	<p>Courses which meet the CSU Sacramento Race & Ethnicity in American Society requirement:</p> <p>COM ST 7, 11, SOCIO 20(SU 13), 33 SOCS 30(through SU13)</p>

Visit www.assist.org

The screenshot shows the ASSIST.org website interface. At the top left, the ASSIST logo is displayed with the text: "The official transfer and articulation system for California's public colleges and universities". Below this, a purple callout box contains the heading "Your transfer resource." and the text "Get the information you need to find the best path to your degree." Two buttons are present: "New to ASSIST?" and "Frequent Questions".

The central focus is a "Transfer Information" form with the following fields:

- Academic Year: 2019-2020
- Institution: Select an Institution
- Agreements with Other Institutions: Select an Institution

A "View Agreements" button is located below the second dropdown menu. A purple informational box at the bottom of the form reads: "Looking for transferability lists? Select a community college."

The footer of the page includes logos for California Community Colleges, CSU (The California State University), and UNIVERSITY OF CALIFORNIA, along with the text "© 2019 ASSIST | Terms Of Use" and a "Support" link.

The Associate Degree for Transfer (ADT)

CSU Transfer Roadmaps

- Complete 60 CSU transferable semester units
- Complete an approved ADT major that includes minimum of 18 sem. units
- Complete CSU GE or IGETC GE patterns
- Minimum 2.0 GPA
- No additional local requirements

- Some CSU campuses and/or programs are impacted
- 7 CSUs are impacted by level and program (SLO, SD, Fresno, SJSU, LB, Fullerton, and LA)
- Applicants are expected to meet additional requirements (higher GPA, specific course completion)
- Applying to an impacted program may be a 2 step process that requires you to submit a supplemental application to the program

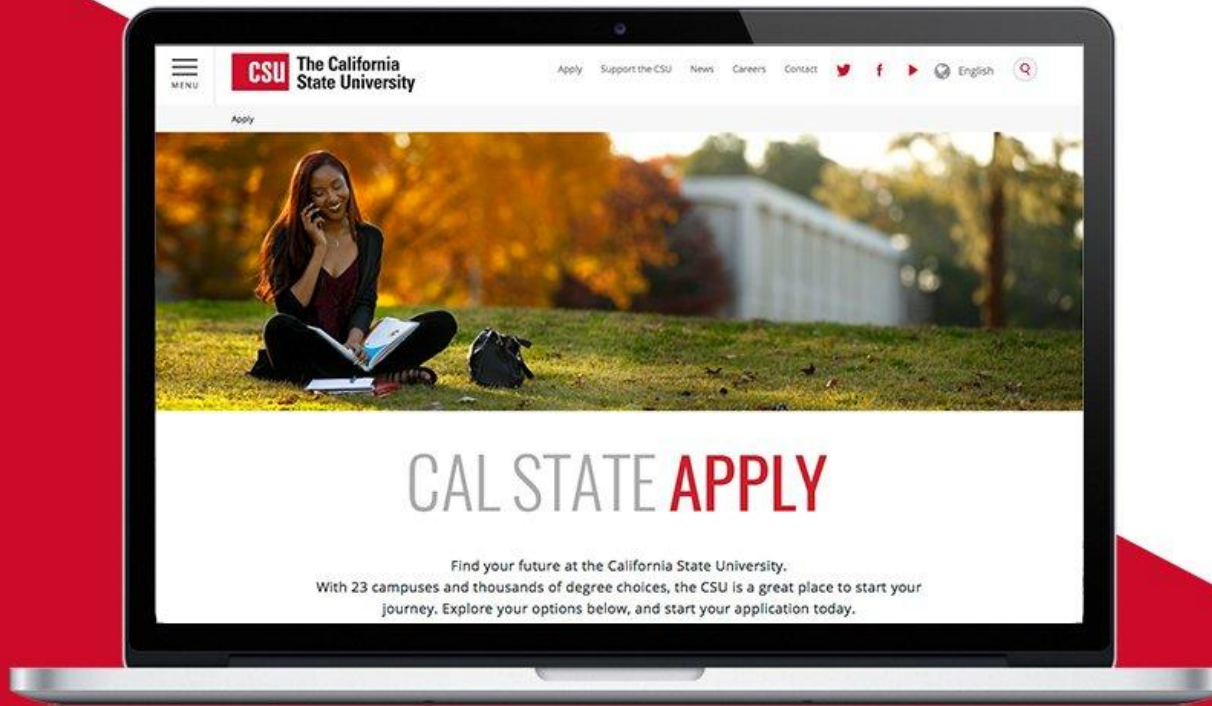
2021-2022 CSU Undergraduate Impacted Programs Matrix

	Bakersfield	Channel Islands	Chico	Dominguez Hills	East Bay	Fresno*	Fullerton*	Humboldt	Long Beach*	Los Angeles*	Maritime Academy N	Monterey Bay	Northridge	Pomona	Sacramento	San Bernardino	San Diego*	San Francisco	San Jose*	San Luis Obispo*	San Marcos	Sonoma	Stanislaus	
Apparel Design & Merchandising														O	O			O						
Architecture														I							I			
Art	O	O	O	O	O	I	I	O	I	I		O	O	O	O	O	I	N	I	I	O	O	O	
Biological Sciences**	O	O	O	O	O	I	I	O	I	I		N	I	I	O	O	I	O	I	I	I	I	O	
Business	O	O	O	O	O	I	I	O	I	I	O	N	N	N	I	O	I	N	I	I	I	I	O	
Chemistry/Biochemistry	O	O	O	O	O	I	I	O	I	I			O	I	O	O	I	O	I	I	O	O	O	
Child/Human Development	O		O	O	O	I	I	O	I	I		O	O		O	O	I	O	I	I	O	I	O	
Communication	O	O	O	O	O	I	I	O	I	I		O	I	I	O	O	I	O	I	I	I	I	O	
Computer Science	O	O	O	O	O	I	I	O	I	I		I	O	I	O	O	I	O	I	I	O	O	O	
Criminology/Criminal Justice	O		O	O	O	I	I	O	I	I			I		I	I	O	O	I	I	O	I	O	
Economics	O	O	O	O	O	I	I	O	I	I		O	O	O	O	O	I	O	I	I	O	O	O	
Engineering	O	I	O	O	O	I	I	O	I	I	I		O	N	O	O	I	O	I	I	I	O	O	
English	O	O	O	O	O	I	I	O	I	I		O	O	O	O	O	I	O	I	I	O	O	O	
Environmental Studies/Sciences	O	O	O	O	O	I		O	I			N		N	O	O	I	O	I	I	O	O	O	
Family & Consumer Sciences						I			I				O		O			O						
Film & Electronic Arts/Cinema							I	O	I	I		O	I		O			O						
Food & Nutrition/Dietetics			O			I			I	I			O	O	O	O	I	I	I	I				
Graphic Design			O	O	O	I	I		I	I		O	O	O	I	O	I	N	I	I				
Health Science/Education	O	O	O	O	O	I	I		I	I			I	O	I	O	I	O	I					
History	O	O	O	O	O	I	I	O	I	I		O	O	O	O	O	I	O	I	I	O	O	O	
Hospitality & Tourism			O	O	O		I		I			O	O	O		O	I	O	I	I				
Information Systems	O		O	O	O	I	I		I	I		O	O	O	O	O	I	O	I	I	O		O	
Interior Design			O			I			I						O		I	O	I					
International Business (B.A.)				O		I	I			I		N		N	I	O	I	N	I					



CAL STATE **APPLY**

Applying to the California State University
Fall 2021 Transfer Application



A SINGLE
APPLICATION
FOR **ALL**
23 CSU
CAMPUSES


[CALSTATE.EDU/APPLY](https://calstate.edu/apply)

To apply to the CSU, you'll be required to:

- Complete the Cal State Apply application
- Pay the \$70 *per campus* fee and any other fees unless fee waiver applies
- Submit any transcripts and test scores when notified by the campus (check email!)
- If admitted, register for Orientation

**** Know when deadlines are and meet them****

**** Check email regularly ****

- Unofficial transcripts** You'll be asked to enter all the courses you've completed on your CSU application; those that are currently in progress; and any you plan to take. Transcripts will be requested by campuses as needed.
- Your Social Security number**, if you have one.
- Your citizenship status**
- A method of payment** You can pay the application fee by credit card.
- Annual income** Your parents' if you are a dependent; your income if you are independent
- CCCID and Campus ID** Optional; every California Community College student is assigned a CCCID and a campus-specific ID number. These numbers should be printed on your transcript.
-  **Your parent's employment background and two recommendations** Applies only if you're applying to EOP.



- Provides specialized services and support during your college years like academic counseling and other academic support.
- A program designed to help low-income, first generation students succeed academically in college and graduate.
 - You are considered **First Generation** if neither of your parents went to college.
- The EOP application is built into the Cal State Apply application. You can submit the Cal State Apply application without the EOP portion complete and come back to it.

The EOP portion has a separate deadline that can vary by campus. Deadlines are found here: <https://www2.calstate.edu/attend/student-services/eop/Pages/eop-campus-status.aspx>

Materials you'll need to apply to EOP

Two Recommendations are required to apply

- 1 **One must be from academic counselor/teacher** that can comment on your academic preparedness for university academic work
 - 2 The other can be from an individual who can comment about your potential to succeed in college.
- Recommenders **cannot** be self or a family member.
 - You must include their names and email addresses on the application

Materials you'll need to apply to EOP

- **Family Information including**
 - Participation in public assistance programs and other publicly funded programs
 - Siblings educational information
 - Household size
- **Parent/Guardian Information**
 - Occupation information for at least one parent/guardian
 - Estimated and actual income for this and last year
 - Household size
- Prepare to answer some autobiographical questions



CAL STATE APPLY



MENU

[Apply](#)



Go to calstate.edu/apply

Select **Fall 2021** in the drop down menu

Select a Term to Apply For [Apply](#)


and then click **Apply**

Fall 2021 application period:
October 1 – December 4, 2020

Some campuses will admit for
Spring 2022

CREATE YOUR ACCOUNT

CAL STATE APPLY



Click **Create an Account** (under Sign In) and fill out information on the Create an Account page

What email address should you use?

- Most official CSU communication comes by email
- Use/create a personal email address
- Check your email regularly - consider connecting the email account to your phone

Welcome to The California State University

Thank you for your interest in The California State University. You can apply for the 2020-2021 cycle here, including Fall 2020, Winter 2021, Spring 2021, and Summer 2021. Take time to acquaint yourself with the application and instructional resources available.

You can access your application and change your answers prior to submission by using your login credentials from any computer with internet access. **Upon submission your application answers cannot be changed or updated.**

Sign in with your username and password below. First time here? Select Create an Account to get started.

Sign In

Create an Account

WRITE DOWN YOUR CAS ID



- Found on top right of screen

— CAL STATE —
APPLY



CAS ID: [redacted]

Sign Out

My Application

Add Program

Submit Application

Check Status

Current Educational Status

Transfer with an AD-T = Associate's Degree for Transfer

- Select if you will have earned an Associate in Arts Degree for Transfer (AA-T) or Associate in Science Degree for Transfer (AS-T).
- An Associate's Degree is **not** the same as an AD-T (AA-T/AS-T).



Transferring with an Associate Degree for Transfer (AA-T/ AS-T) awarded by a California Community College

Current Educational Status

Transferring from a community college or four-year institution

- Select if you are a transfer student who will **not** have earned an Associate Degree for Transfer (AD-T). Even if you have earned an Associate's Degree but not an AD-T, you will select this option.
- Most campuses require 60+ units earned by a deadline to be admitted.

If you have courses **in progress and/or planned** to earn 60+ semester units, select **"Greater than..."**

* How many college credits will you have earned when you enroll at the CSU campus to which you are applying?

Less than 60 semester or 90 quarter hours (equivalent to Sophomore or below)

Greater than or equal to 60 semester or 90 quarter hours (equivalent to Junior or higher)

Select your program(s)


- Start by typing name of program (major) or campus

- You can also use the filter option to narrow down results
- Select the programs you wish to apply to by clicking the plus button
- Program must be **undergraduate**
- You may apply to **one** program per campus
- See your total fees on the top left (**\$70 per campus except with fee waiver for up to four campuses**)
- Once ready, click

Four parts of the application

- Personal Information
- Academic History
- Supporting Information
- Program Materials


Personal
Information




Academic
History



Supporting
Information



Program
Materials



Let's complete Part 2: Academic History

Academic
History



Sections Completed

Colleges Attended

Did you obtain or are you planning to obtain a degree from this college or university?

Yes No

- Select **Yes** if you will have earned a Certificate, Associate's Degree, or an AD-T
- Select **Degree In Progress** if you will have earned it before starting at the CSU

* Degree Info

Degree Awarded Degree In Progress

* What type of degree did you earn?

Select Degree Type

* When did you earn that degree?

Select Month Select Year

* What was your major?

Select Major

What was your minor?

Select Minor

Check if you were a double major

- For another degree at the same college, click
- If you have attended another college, click SAVE and then re-click

+ Add another Degree

Add a College or University



College Coursework

- Report all courses completed on your transcripts for all colleges attended. This includes:
 - ✓ Withdrawals
 - ✓ Repeats
 - ✓ Ungraded labs
 - ✓ Test credits
 - ✓ Gym courses
 - ✓ Orientations
 - ✓ Other non-graded courses
 - ✓ *Even if non-transferrable*
- This should pull in all colleges you reported attending. Hit **Start** to enter transcripts for each college.

Academic
History



College Coursework

- Enter the term and then all your courses for that specific term
- **Planned/in progress:** If you are in progress or registered for the courses
- Department prefixes and course numbers on your transcripts must match the course code entered.
- **Avoid manual course entry.**
- Repeat adding terms until you've completed all transcript for that college.

*TERM: Spring | *YEAR: 2018 | *ACADEMIC STATUS: Sophomore | *COMPLETION STATUS: Completed

* COURSE CODE	* COURSE TITLE	* SUBJECT	* CREDITS	* GRADE	CAS GRADE	TRANSFERABLE
ENGL1		Select Subject	e.g., 3.00	e.g., 85 or B		<input type="checkbox"/>

In order to find courses in table, enter number after subject code without a space

Add A Semester

Cancel Save

courses you took that fall outside of the typical academic statuses, choose reses, you will start Transcript Review where you will be asked to identify ced Placement, Other Tests, Honors, and Study Abroad.



...and a subject name for each course.

The recommendation is to select the more specific subject if available. If there is no corresponding subject select Special Topics.

* COURSE CODE	* COURSE TITLE	* SUBJECT	* CREDITS	* GRADE	CAS GRADE	TRANSFERABLE		
ENGL1A	Introduction to	English	3	00	A	A	<input checked="" type="checkbox"/>	
MATH000D	Intermediate A	Mathematics	5	00	C	C	<input type="checkbox"/>	
COMM1	Fundamentals	Select Subject	3	00			<input checked="" type="checkbox"/>	

e.g., BIO 101 e.g., Introduction to Biology e.g., 3.00 e.g., BS or B

CREDITS: Assign credit for each course, entering values for both boxes. In the first box enter whole credit values. In the second box select a value of 00 or other fractional value if applicable.


If credits automatically populate from Course Code entry, double-check the values match what is listed on your transcript. You may need to adjust credit amounts for variable credit courses.

*TERM	*YEAR	*ACADEMIC STATUS	*COMPLETION STATUS
Spring	2018	Sophomore	Completed

* COURSE CODE	* COURSE TITLE	* SUBJECT	* CREDITS	* GRADE	CAS GRADE	TRANSFERABLE		
ENGL1A	Introduction to	English	3	00	A	A	<input checked="" type="checkbox"/>	
MATH000D	Intermediate A	Mathematics	5	00	C	C	<input type="checkbox"/>	

College Coursework

Type of Credit	Grade to enter
Credit from Academic Renewal	Grade: RP
Course repeat (excluded from GPA)	Grade: RP for the original course
Currently repeating a course	Grade: Enter the original grade you earned (and mark course as in progress)
Credit from Pass/Fail course	Grade: P
Credit from standardized tests (AP, IB, and/or CLEP)	Grade: CR



If transcript identifies the course as repeated and excludes course from institution GPA, enter a grade of RP. This applies to district transcripts that may include repeats at different colleges within the district and note them on one transcript.

Do not mark repeats for in progress courses. If a repeat is in progress, the original grade is reported.

Fall 2017 Freshman						
* COURSE CODE	* COURSE TITLE	* SUBJECT	* CREDITS	* GRADE	CAS GRADE	TRANSFERABLE
ENGLA100	Freshman Compositio	English	3.00	A	A	<input checked="" type="checkbox"/>
ARTA130	Painting 1	Art	3.00	B+	B+	<input checked="" type="checkbox"/>
MATHA140	Business Calculus	Mathematics	4.00	RP	Noi	<input checked="" type="checkbox"/>
FRENA180	Elementary French 1	Foreign Languages	5.00	W	Noi	<input checked="" type="checkbox"/>

+ Add A Course + Add A Semester

Spring 2018 Freshman						
* COURSE CODE	* COURSE TITLE	* SUBJECT	* CREDITS	* GRADE	CAS GRADE	TRANSFERABLE
HISTA18	Western Civilization 1	History	3.00	A-	A-	<input checked="" type="checkbox"/>
MATHA140	Business Calculus	Mathematics	4.00	B	B	<input checked="" type="checkbox"/>

+ Add A Course + Add A Semester

If your college offers academic renewal, use a grade of AR for courses noted as such on the transcript.

Enter repeated courses noted on the transcript with a grade of RP. Enter Academic Renewal courses with a grade of AR.

Fall 2017 Freshman						
COURSE CODE	COURSE TITLE	SUBJECT	CREDITS	GRADE	CAS GRADE	TRANSFERABLE
ENGLA100	Freshman Compositio	English	3.00	A	A	<input checked="" type="checkbox"/>
ARTA130	Painting 1	Art	3.00	B+	B+	<input checked="" type="checkbox"/>
MATHA140	Business Calculus	Mathematics	4.00	RP	No	<input checked="" type="checkbox"/>
FRENA180	Elementary French 1	Foreign Languages	5.00	W	No	<input checked="" type="checkbox"/>

+ Add A Course + Add A Semester

Spring 2018 Freshman						
COURSE CODE	COURSE TITLE	SUBJECT	CREDITS	GRADE	CAS GRADE	TRANSFERABLE
HISTA18	Western Civilization 1	History	3.00	A-	A-	<input checked="" type="checkbox"/>
MATHA140	Business Calculus	Mathematics	4.00	B	B	<input checked="" type="checkbox"/>

TRANSFERABLE: Check all courses that are transferable.

The transferable flag is checked off automatically for all courses that were selected from the course drop down list at time of entry. Courses entered manually will need to have the box checked if the course is transferable. In the example below, the course not checked off is not transferable.

Entering General Education (GE)

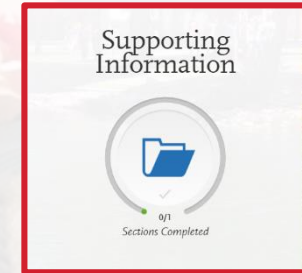
- Select what courses you took to complete “Golden Four” based on courses you entered in Transcript Entry section
- If you took more than one course for the GE area, pick one with grade C or higher (or pass/credit)
- ADT and Upper Division transfers cannot opt out
- Lower Division transfers cannot opt out of Written Communication nor Math Concepts/Quantitative Reasoning
- You cannot edit this once you submit


About Part 3: Supporting Information




Overview of the EOP Application

- Section 1: General questions
- Section 2: Parent/Guardian Information & Financial Status
- Section 3: EOP Biographical Questions
- Section 4: Contact information for two people who will complete your recommendation



1. Educational Opportunity Program (EOP) 

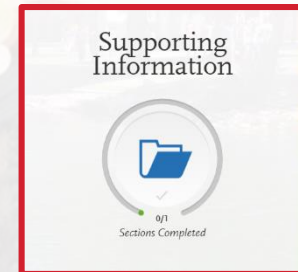
2. EOP Parent/Guardian Information & Financial Status 

3. EOP Biographical Questions

EOP Recommendations

Indicate if you will apply to EOP

- “Do you wish to apply to EOP?”
 - **Not applying to EOP?** Click No. You are done with Section 3 of your application.
 - **Applying to EOP?** Click *Yes, I will return later to complete these EOP Questions.*



Do you wish to apply to the Educational Opportunity Program (EOP)?

* Do you wish to apply to the Educational Opportunity Program (EOP)?

Note: Selecting No after you have saved responses on this page will result in the loss of your saved responses.

Yes

Yes, I will return later to complete these EOP questions


No

Let's complete part 4: Program Materials



Program Materials

- Depending on the campus and major (“program”) you choose, there may be things to read and respond to on the Program Materials section.
- All programs will have a Home page, and you may see additional tabs if the program has additional information for you to read or complete.



Program Materials

- Once you've read through and responded to anything in this Program Materials section, you can exit back to My Application on the top left



[My Application](#)

My Application

You must **complete** all sections of the application before submitting, with exception of Section 3 Supporting Information – EOP Application.

My Application


This dashboard is your application home providing access to each part of the application you need to complete and a high level overview of your progress.

Latest Notifications

Cal State Apply application - Welcome! 02/27/2020

[View My Notifications](#)

Personal Information



3/8
Sections Completed

Academic History



2/7
Sections Completed

Incomplete

Supporting Information



4/4

Program Materials



1/1

Complete


Completed sections of the application will show green.

Submit Application

Before Submitting

- Check total fees and # of applications ready to submit

WAIT: Review the SUMMARY PAGE carefully!

- Note any warning messages 
- Note any **red** text
- Update/fix and missing or problematic info before processing to submit (in the gray bar on the right, it explains where to make updates to your information if needed)

The following academic areas are essential to your application. Please review them carefully and make any changes needed now.

College Coursework Need any changes? Go to College Coursework

Transfer GPA: 2.85 Transfer Credit Hours: 29.50158 Transfer Quality Points: 84.11788 [Recalculate](#)

▲ The following courses appear to be repeated. If the course is recognized as a repeat course on the transcript of the college it was taken at, please go to College Coursework and make the first occurrence of the course have the grade of RP.

College	Term	Course Code	Course Title	Credits	Grade	CAS Grade	Transferable
Abraham Baldwin Agricultural College	Summer 1 2023 Junior	BIO110	Introduction to Biology	2.25	F	F	✓
Abraham Baldwin Agricultural College	Fall 2026 Senior	BIO110	Introduction to Biology	6.0	A	A	✓

▲ The following courses have a grade of F. If this is an error and the course should be marked as a repeated/academic renewal course, please return to the College Coursework page and update.

College	Term	Course Code	Course Title	Credits	Grade	CAS Grade	Transferable
Abraham Baldwin Agricultural College	Winter 2026 Freshman	MATH11	Earth Science Laboratory	6.33	F	F	✓

General Education Need any changes? Go to General Education

▲ You have opted out of adding General Education courses. We highly recommend you match a course for each subject. Please return to General Education and match your courses.

Area A - English Language Communication and Critical Thinking

Subject	Selected Course	College	Grade
A1 - Oral Communication	BUS1 - Introduction to Business	EAST LOS ANGELES COLLEGE	B
A2 - Written Communication	ENGLISH101 - College Reading and Composition I	EAST LOS ANGELES COLLEGE	B
A3 - Critical Thinking			

Area B - Scientific Inquiry and Quantitative Reasoning

Subject	Selected Course	College	Grade
B4 - Math Concepts/Quantitative Reasoning			

Test Scores Need any changes? Go to Test Scores

The following test scores are self-reported. Please remember to send your official test scores to Cal State Apply to be fully considered.

▲ You have not included your ID. Please go to test scores and include this information.

▲ You have reported a test date that is in the future. Please remember to return to Test Scores and self-report your scores once received. Also remember to send your official scores to Cal State Apply.

SAT	Test Taken	College Board ID	Evidence-based Reading & Writing	Math
	06/06/2020			

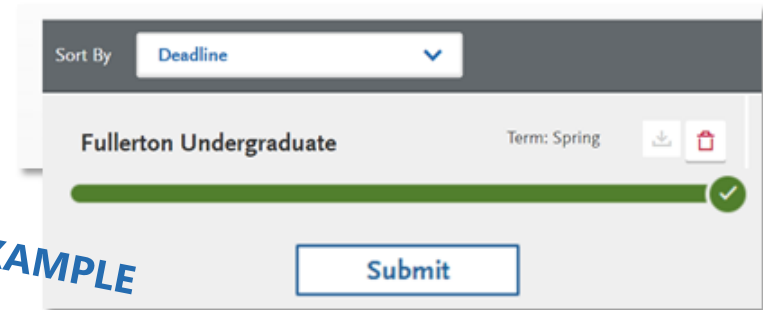
ACT	Test Taken	ACT Student ID	English	Math	Reading	Science	Writing	Composite
	05/03/2020		35	30	29	25	10	29

EXAMPLE

Submit Application

When you're ready click **Submit All**

- Be sure to check your email regularly for any updates
- You can log back into your Cal State Apply application after submitting but may only update limited information



calstate.edu/apply

<https://www2.calstate.edu/attend/degrees-certificates-credentials/Pages/impacted-degrees.aspx>

<https://www2.calstate.edu/attend/impaction-at-the-csu/Documents/ImpactedProgramsMatrix.pdf>

<https://www2.calstate.edu/apply/transfer/Documents/transfer-application-guide-21-22.pdf>

<https://www.deltacollege.edu/department/career-transfer-center>



SAN JOAQUIN **DELTA COLLEGE**

Questions?





Bernie Temol '09 and Sophany Khuth '09 Stagg HS/Sacramento State Spch Pathology

Career Transfer Center

ctc.deltacollege.edu